



# Logan Collection

4 seater modular sofa and love chair shown in Cassius Ecu (Cover 1), Otto Natural (Cover 2) and Larry Latte (Cover 3).  
Arc footstool show in Otto Natural (Cover 1).

Colours represented are to be used as a guide only, colour shadings can vary slightly from each roll of fabric. Please refer to manufacturers swatch for more colour options.

**Extra Flex<sup>+</sup>**  
Soft, Supportive Seating

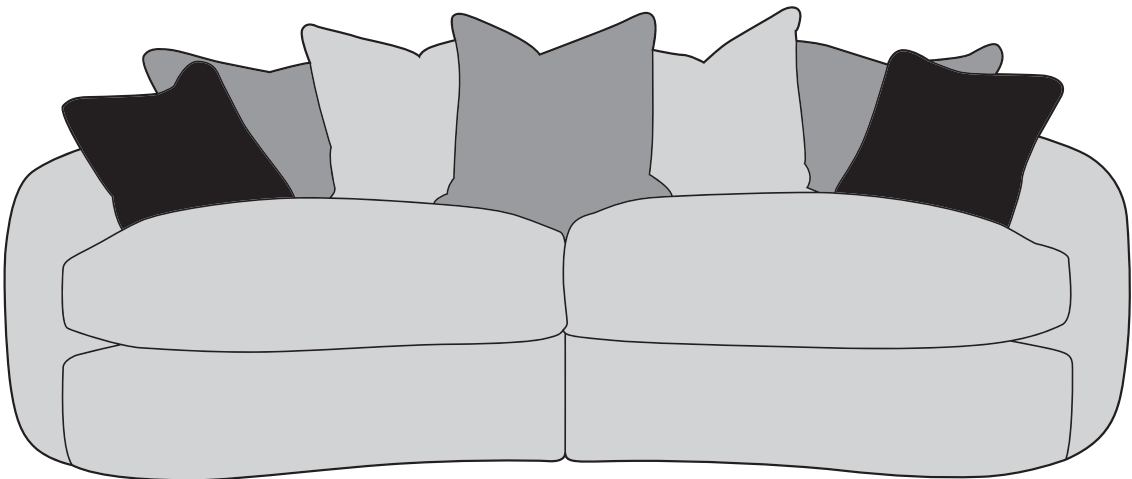
09/04/2025



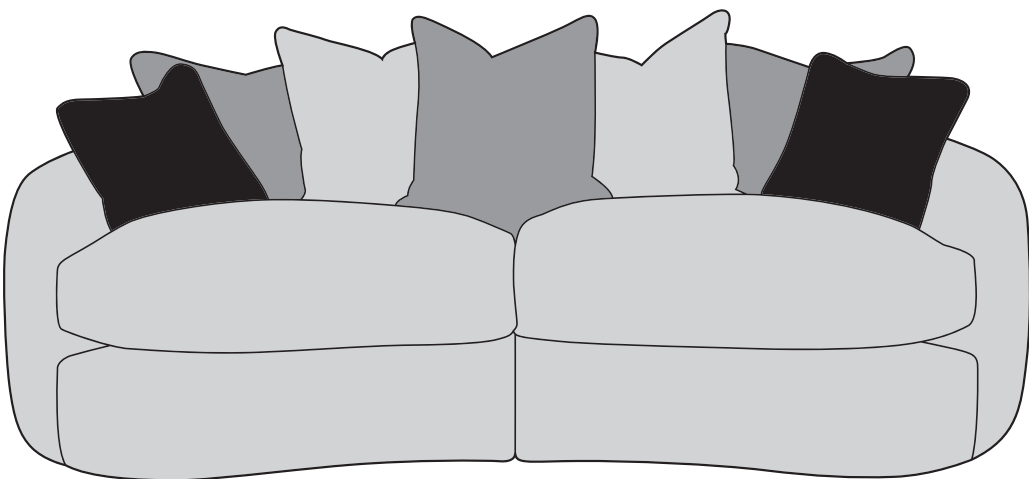
# LOGAN COVER GUIDE: PILLOW BACK

Please use this guide when ordering the following pieces to clarify cover options.

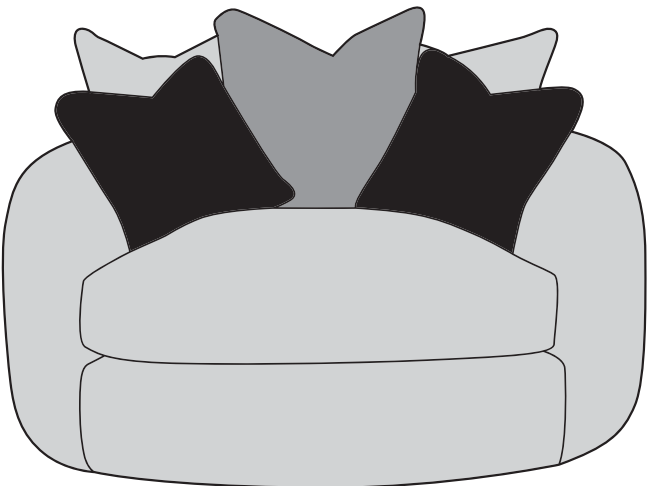
4 Seater Modular Sofa - 4MD-P-C



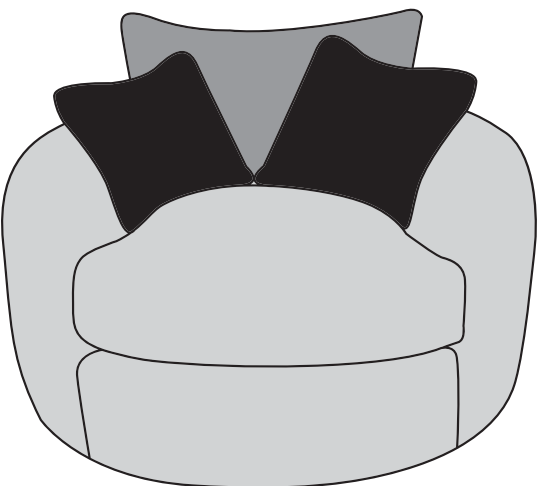
3 Seater Modular Sofa - 3MD-P-C



Love Chair - LOV -P-C




Arm Chair - 1ST-S-C  
(Standard Back Only)




## SUGGESTED ACCENT PIECES

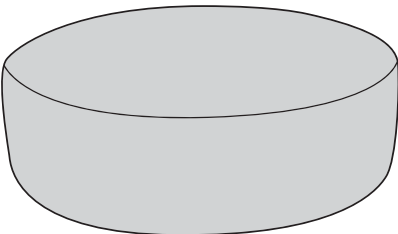
Nora Accent Chair (ACH)



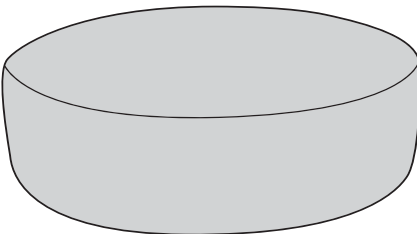
Swivel Chair - SWC-P-C




Arc Footstool (FST)



Logan Swivel Stool (FST)



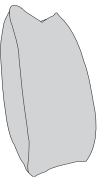


**COVER 1**  
(BODY/  
PILLOW)

**COVER 2**  
(PILLOW)

**COVER 3**  
(SCATTER)

### Pillow Back Cushions



Front = Cover 1  
Back = Cover 1



Front = Cover 2  
Back = Cover 1

### Scatter Cushions



Front = Cover 3  
Back = Cover 3




MANUFACTURER MEMBER

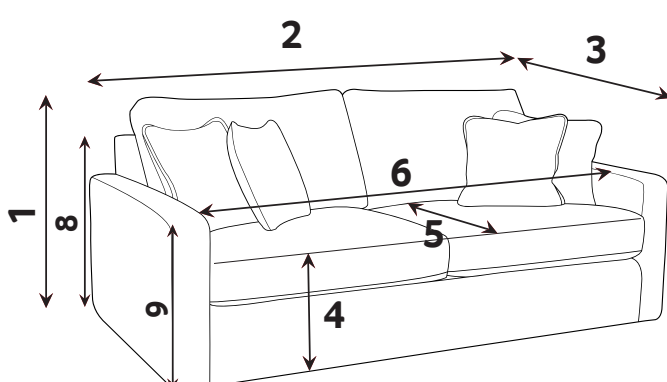


# LOGAN DIMENSIONS (CM)

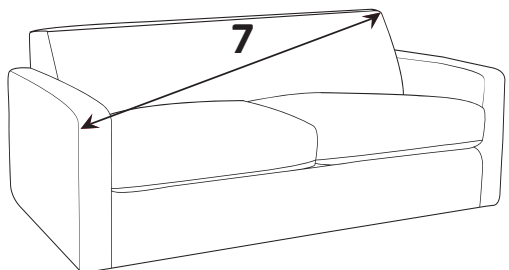
AVAILABLE PIECES	HEIGHT 1	WIDTH 2	DEPTH 3	SEAT HEIGHT 4	SEAT DEPTH 5	SEAT WIDTH 6	ACCESS DIAGONAL 7	OUTBACK HEIGHT 8	ARM HEIGHT 9	WEIGHT (KG)	SCATTER CUSHIONS
4 SEATER MODULAR (4MD)	85	252	107	54	46	201	236	68	67	76	2
4ML / 4MR UNIT	85	126	107	54	46	100	144	68	67	38	2
3 SEATER MODULAR (3MD)	85	227	107	54	46	175	210	68	67	68	2
3ML / 3MR UNIT	85	113	107	54	46	86	131	68	67	34	2
LOVE CHAIR (LOV)	85	143	110	54	60	91	141	68	67	48	2
ARM CHAIR (1ST)	85	122	110	54	68	70	124	68	67	40	1
ACCENT PIECES											
LOGAN SWIVEL CHAIR (SWC)	86	143	110	54	60	91	141	68	68	52	2
NORA ACCENT CHAIR	75	82	85	45	n/a	47	93	N/A	67	18.5	1
ARC FOOTSTOOL (FST)	33	97	97	N/A	N/A	N/A	N/A	N/A	N/A	22	N/A
LOGAN SWIVEL STOOL (FST)	35	97	97	N/A	N/A	N/A	N/A	N/A	N/A	25.5	N/A

- \* Hardwood & composite board frame.
  - \* Downelled, screwed, glued & stapled joinery.
- \* Extraflex+ high comfort seat cushions.
  - \* Sumptuous feather pillow backs and scatters included for added comfort.
- \* Serpentine seat springs & silent wire.
  - \* Elasticated back webbing.

### DIMENSION GUIDE



Check the diagonal access dimension to ensure furniture will fit in your home.



1 - HEIGHT  
2 - WIDTH  
3 - DEPTH  
4 - SEAT HEIGHT  
5 - SEAT DEPTH (STD & PILLOW)  
6 - SEAT WIDTH  
7 - DIAGONAL ACCESS  
8 - OUTBACK HEIGHT  
9 - ARM HEIGHT

Illustrations used for reference only.

### Extra Flex<sup>+</sup>

Soft, Supportive Seating

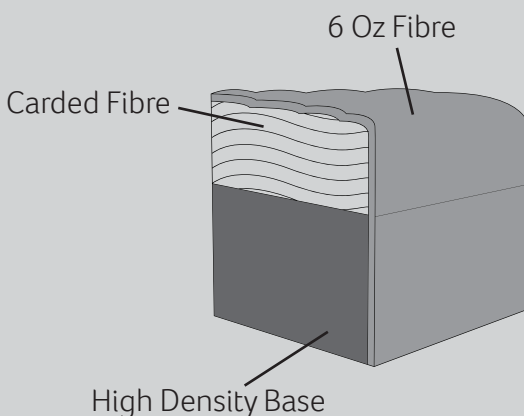
A high density foam base seat interior with a hand-rolled carded fibre, channelled topper which provides both softness and support.

### CARE GUIDE

Extraflex seat cushions should be **plumped up on a regular basis** to help maintain the aesthetical appeal of your upholstery, the plumping of cushions is essential to help retain the comfort and softness of any piece of upholstered furniture.

To improve the longevity of your hand-made furniture, we recommend rotating cushions (where applicable).


For further information on maintaining your furniture please refer to the care guide located under the seat platform.




6 Oz Fibre

Carded Fibre

High Density Base



Please note : All dimension are approximate. Allow tolerance of +/- 2.5cm.



15 YEAR

See terms & conditions

09/04/2025